Multiple District 19

As of October 2026 Cumulative

Year	New Clubs	Dropped Clubs	Gain/ Loss Clubs	New Members	Charter Members	Reinstate Members	Transfer Members	Total Member Added	Total Members Dropped	Gain/ Loss Members
2022-2023	2	20	-18	1,063	56	76	84	1,279	1,527	-248
2023-2024	4	17	-13	952	86	68	61	1,167	1,354	-187
2024-2025	0	12	-12	902	0	117	105	1,124	1,563	-439
2025-2026	2	7	-5	957	47	126	54	1,184	1,390	-206
2026-2027	1	2	-1	246	26	25	17	314	284	30
Average	**2**	**12**	**-10**	**824**	**43**	**82**	**64**	**1,014**	**1,224**	**-210**

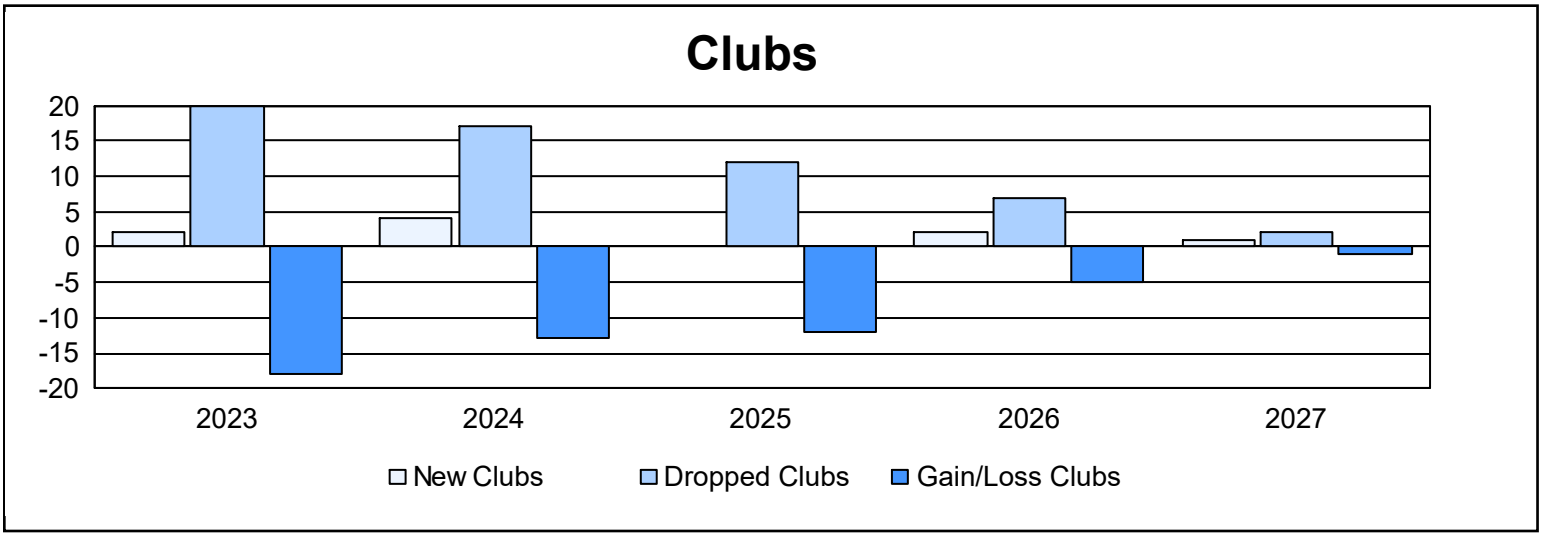

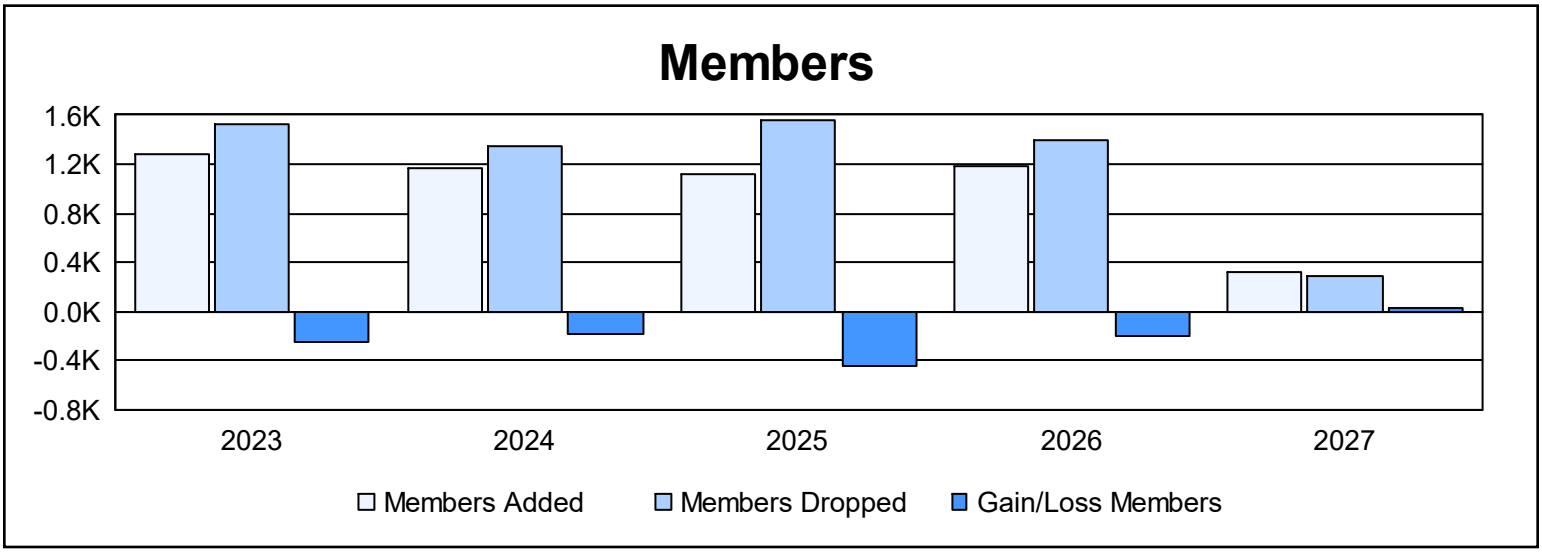

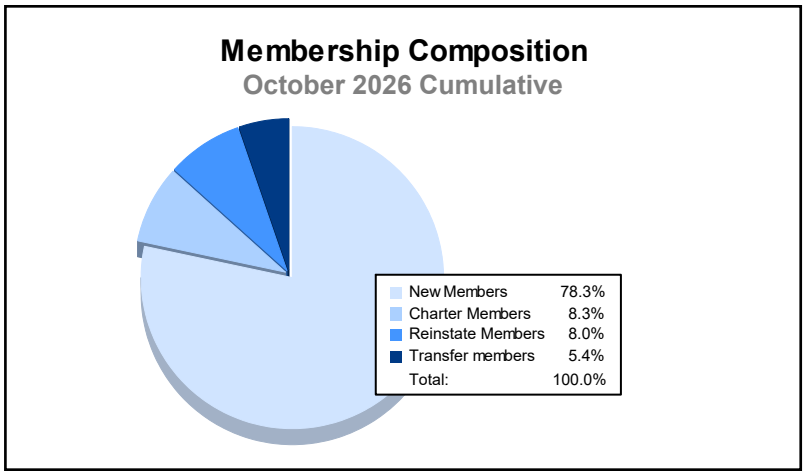
Membership Composition
October 2026 Cumulative
New Members 78.3%
Charter Members 8.3%
Reinstate Members 8.0%
Transfer members 5.4%
Total: 100.0%

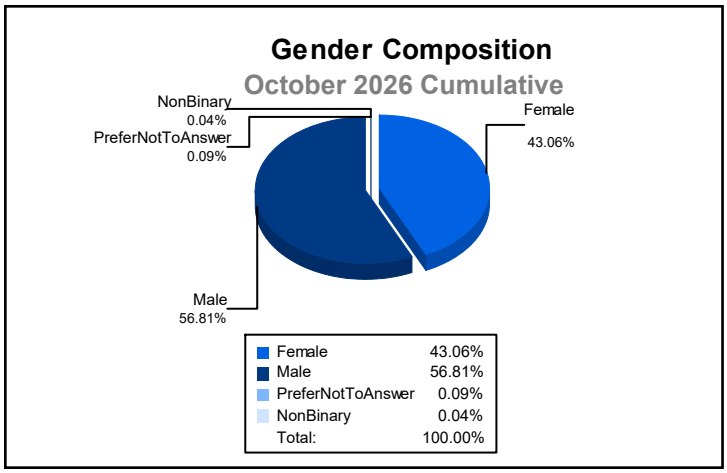
Gender Composition
October 2026 Cumulative
NonBinary
0.04%
PreferNotToAnswer
0.09%
Female
43.06%
Male
56.81%
Female 43.06%
Male 56.81%
PreferNotToAnswer 0.09%
NonBinary 0.04%
Total: 100.00%